



ಬೃಹತ್ ಬೆಂಗಳೂರು ಮಹಾನಗರ ಪಾಲಿಕೆ
Bruhat Bengaluru Mahanagara Palike



BBMP COVID-19 WAR ROOM BULLETIN - 09.06.2021

BBMP / COVID-19 WAR ROOM / BULLETIN – 443/ 09.06.2021 / #BBMPfightsCOVID19



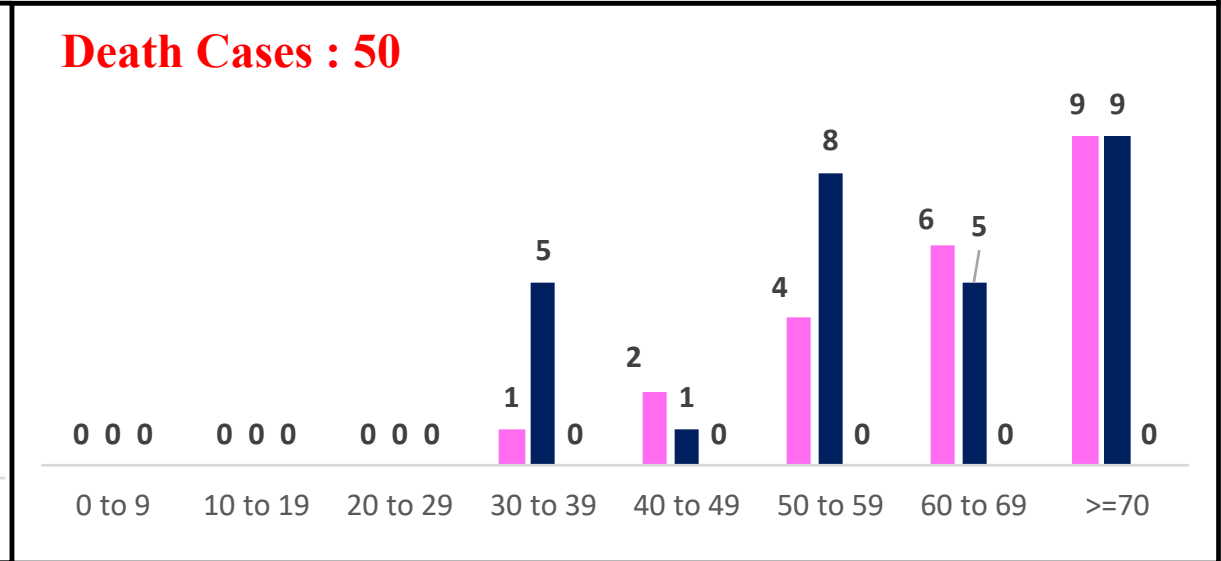
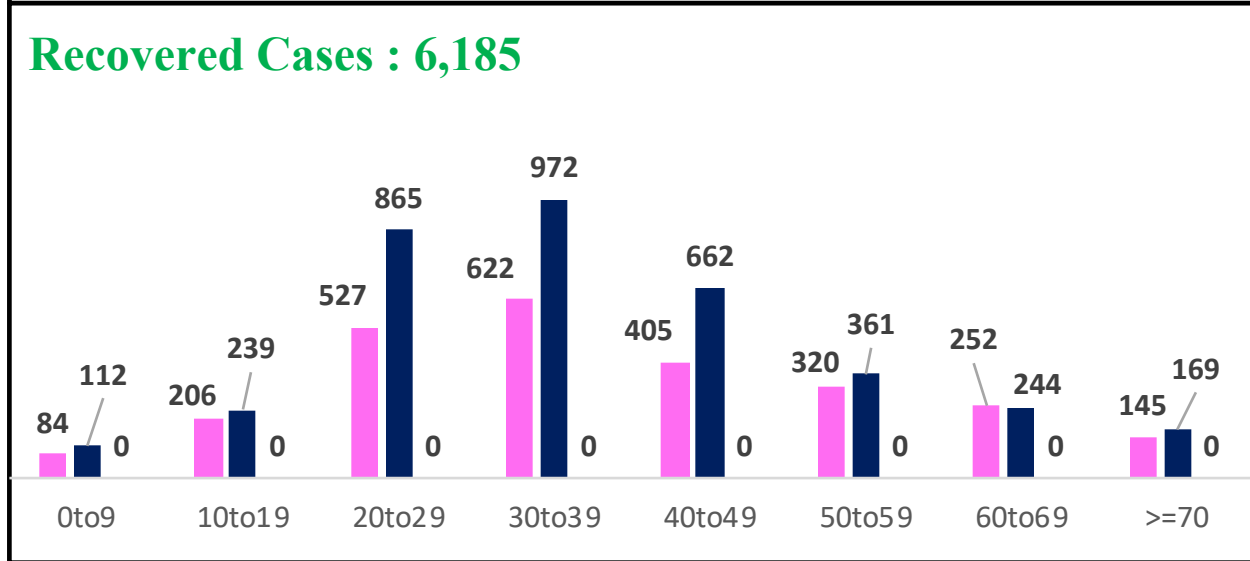
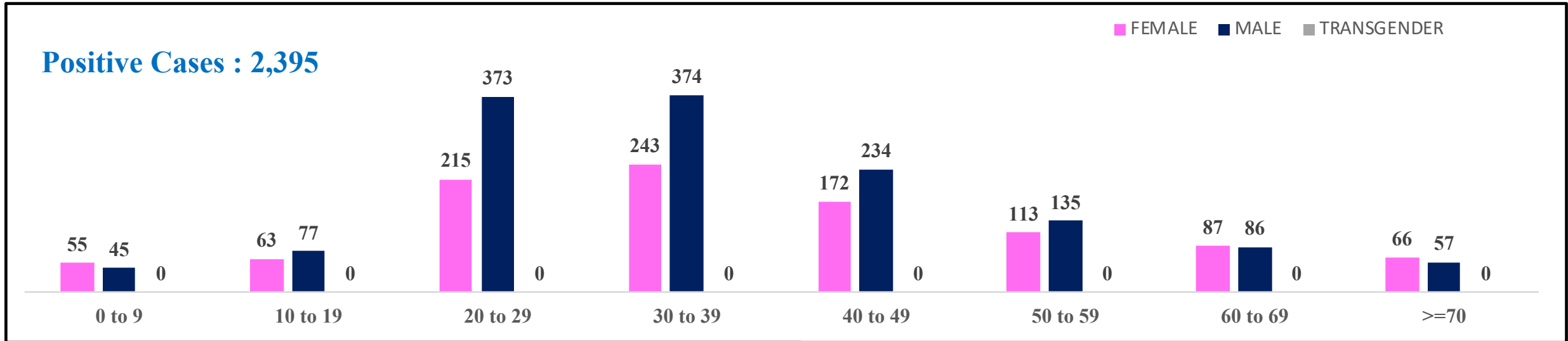
ABSTRACT OF COVID-19 CASES IN BENGALURU



	MALE	FEMALE	TRANSGENDER	MALE	FEMALE	TRANSGENDER	TOTAL	
	Last 24 Hours	Last 24 Hours	Last 24 Hours	Cumulative	Cumulative	Cumulative	Last 24 Hours	Cumulative
Positive Cases	1,381	1,014	0	7,10,943	4,78,470	128	2,395	11,89,541
Recovered Cases	3,624	2,561	0	6,42,920	4,33,232	95	6,185	10,76,247
Death Cases	28	22	0	9,618	5,547	4	50	15,169
Total Tests Done	In Last 24 hrs : 67,280			Cumulative : 1,34,38,448				
ACTIVE CASES				98,125				



LAST 24 HOURS AGE GROUP AND GENDER WISE DISTRIBUTION





SNAPSHOT OF BENGALURU COVID-19 CASES IN LAST 8 WEEKS



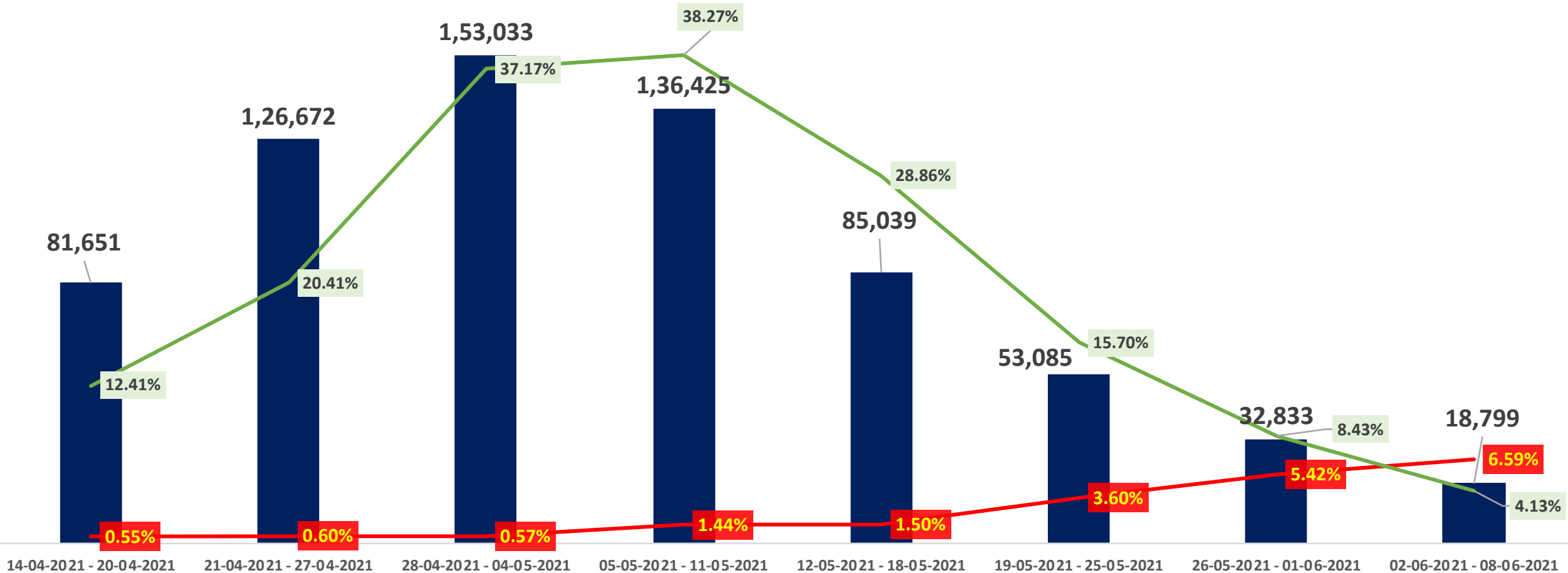
	14/04/21 TO 20/04/21	21/04/21 TO 27/04/21	28/04/21 TO 04/05/21	05/05/21 TO 11/05/21	12/05/21 TO 18/05/21	19/05/21 TO 25/05/21	26/05/21 TO 01/06/21	02/06/21 TO 08/06/21
Total Positive Cases	81,651	1,26,672	1,53,033	1,36,425	85,039	53,085	32,833	18,799
Total Recovered Cases	19,475	26,657	63,004	87,162	1,21,103	1,67,099	99,519	58,305
Total Death Cases	449	757	870	1,959	1,274	1,912	1,781	1,239
Case Fatality Rate	0.55%	0.60%	0.57%	1.44%	1.50%	3.60%	5.42%	6.59%
Total Tests Conducted	6,58,153	6,20,787	4,11,759	3,56,486	2,94,633	3,38,040	3,89,660	4,55,638
Positivity Rate	12.41%	20.41%	37.17%	38.27%	28.86%	15.70%	8.43%	4.13%



POSITIVITY AND MORTALITY RATE OF BENGALURU – LAST 8 WEEKS

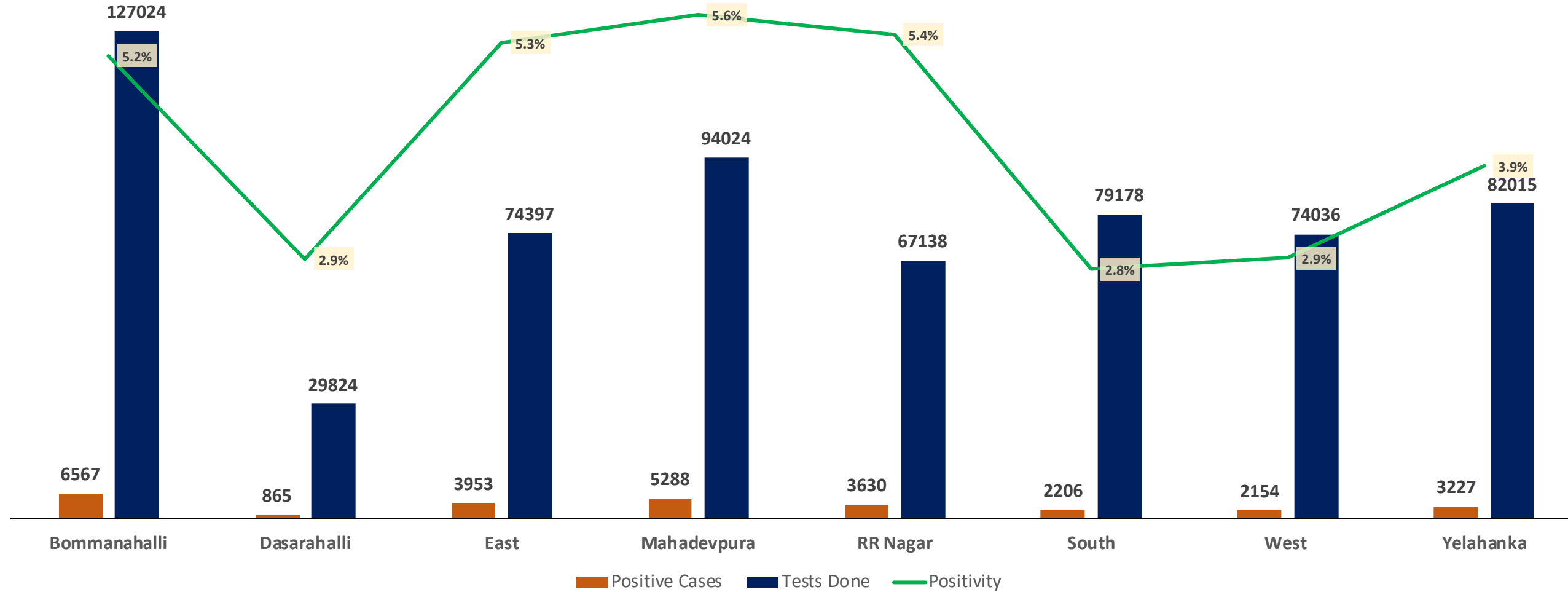


■ Total Positive Cases — Case Fatality Rate — Positivity Rate



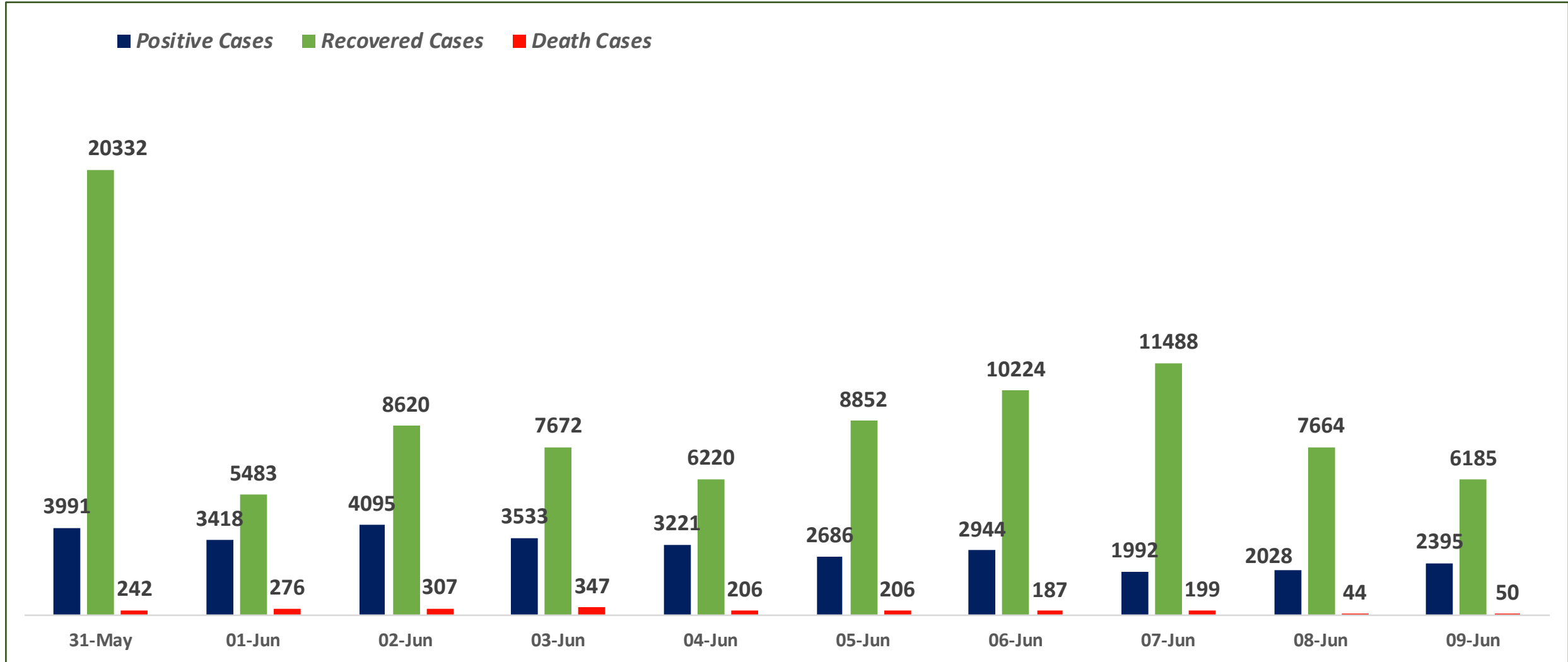


ZONE WISE POSITIVITY TREND IN LAST 10 DAYS





SNAPSHOT OF POSITIVE, RECOVERED AND DEATH CASES OVER LAST 10 DAYS ACROSS BBMP ZONES

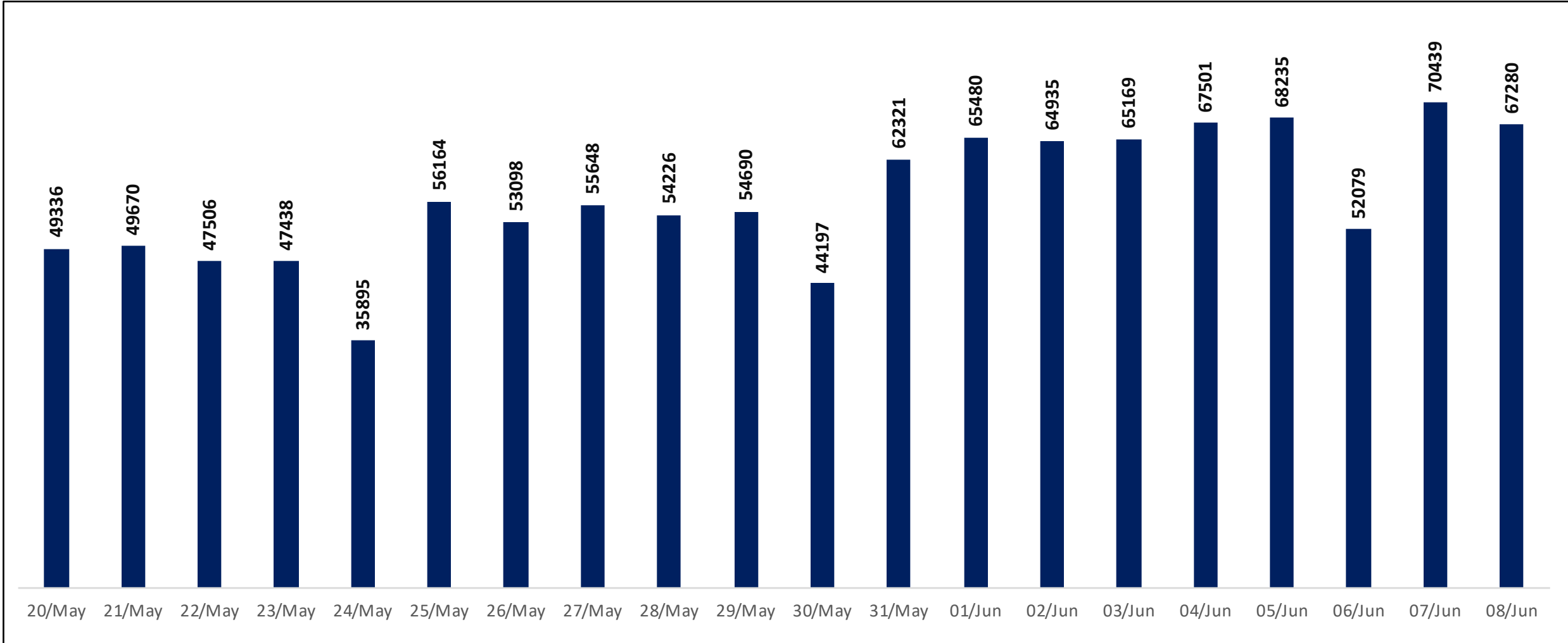




TESTING TRENDS IN BENGALURU



Total Test Conducted Till Date	Test Conducted Last 24 hours
1,34,38,448	67,280



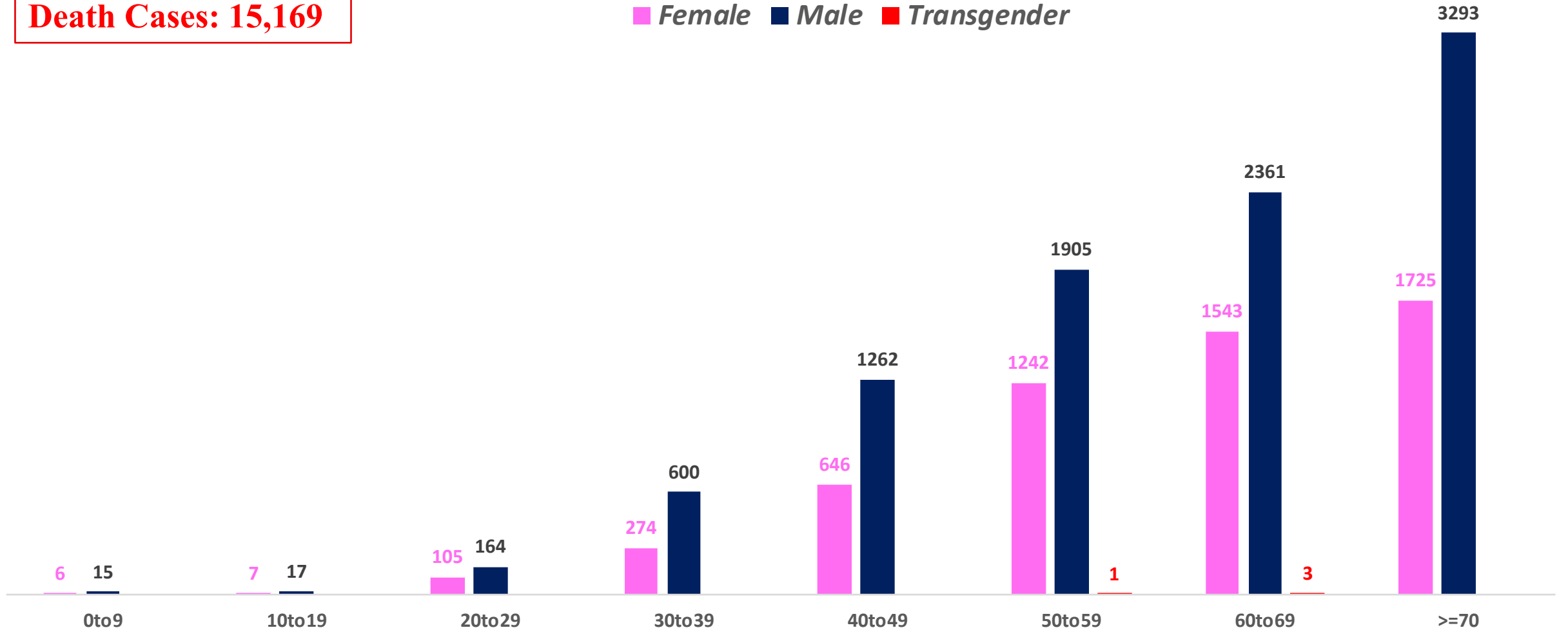


AGE AND GENDER WISE DISTRIBUTION OF DEATH CASES



Death Cases: 15,169

■ Female ■ Male ■ Transgender

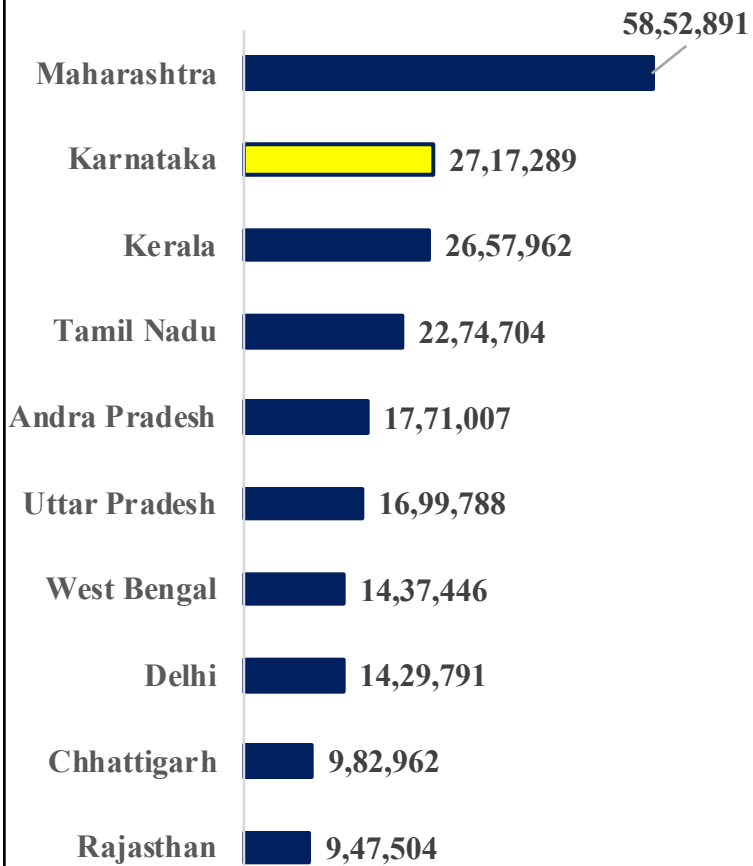




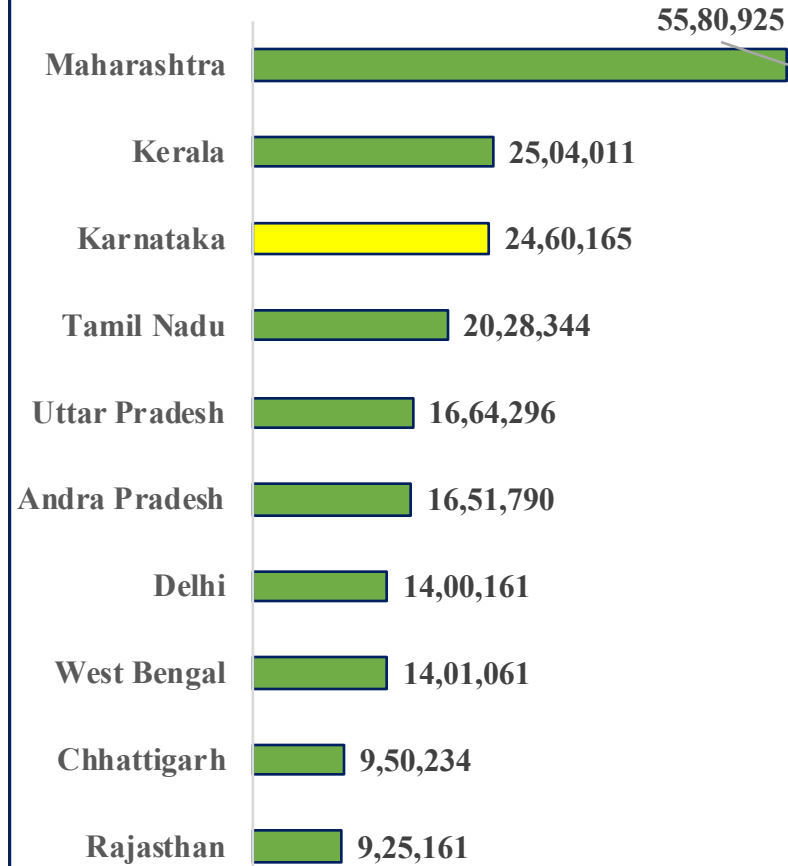
TOP 10 COVID19 AFFECTED INDIAN STATES AS ON 08.06.2021



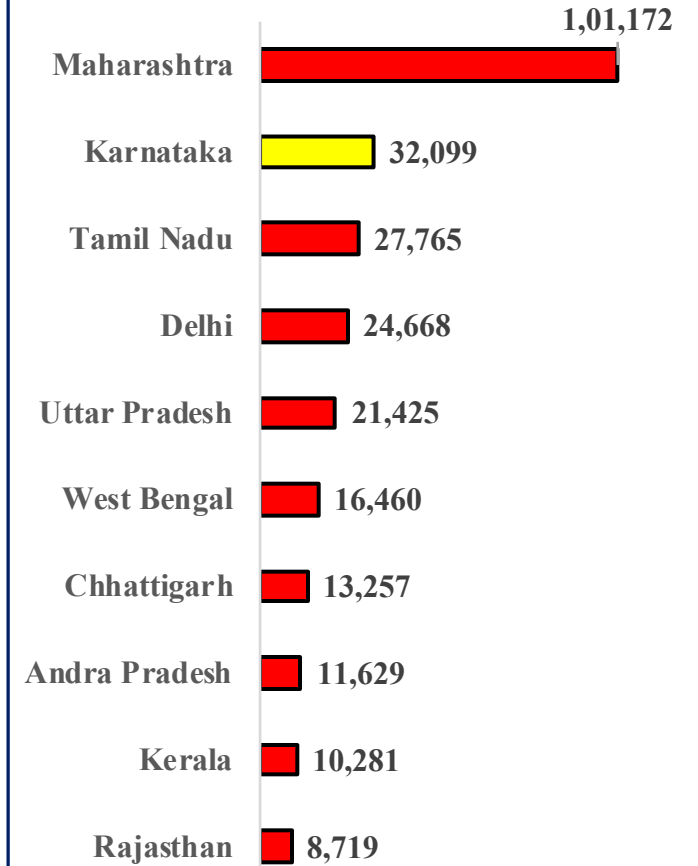
Total Positive Cases



Total Recovered Cases

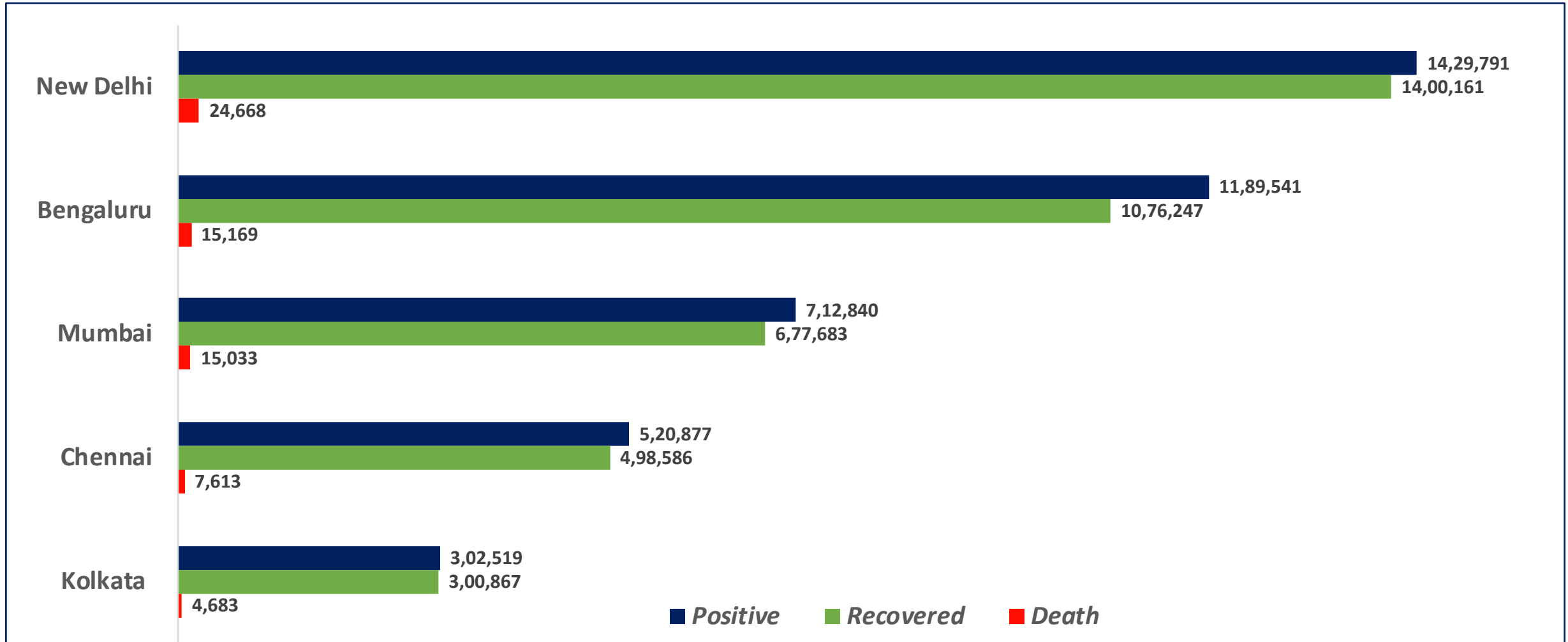


Total Death Cases



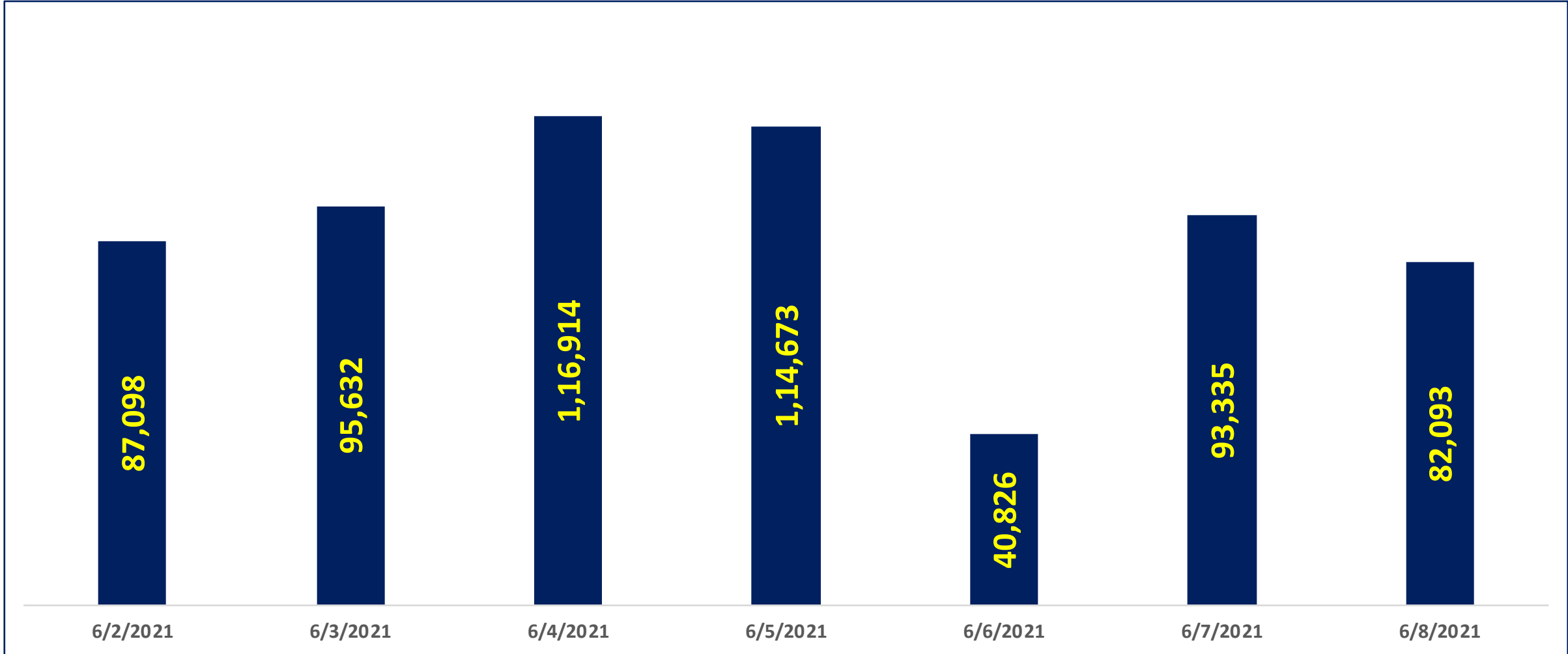


BENGALURU AND METROPOLITIAN CITIES AS ON 08.06.2021





TOTAL VACCINATION DONE IN LAST 7 DAYS





COVID BED STATUS AS ON 09.06.2021



SR. NO.	Facility Type	No. of Hospital	Total Allocated Beds for C+ Patients					Occupied Beds for C+ Patients					Net Available Beds for C+ Patients				
			Gen Beds	HDU	ICU Beds	ICU-V	Total	Gen Beds	HDU	ICU Beds	ICU-V	Total	Gen Beds	HDU	ICU Beds	ICU-V	Total
1	Government Medical Colleges	4	21	620	53	76	770	1	129	48	61	239	20	491	5	15	531
2	Government Hospitals	16	676	219	65	149	1,109	239	144	38	115	536	437	75	27	34	573
3	Private Medical Colleges	12	3,966	2,342	136	203	6,647	90	278	87	149	604	3,876	2,064	49	54	6,043
4	Private Hospitals	143	2,637	1,736	335	219	4,927	422	664	231	181	1,498	2,215	1,072	104	38	3,429
5	Covid Care Centre	56	1,674	1,340	-	-	3,014	335	108	-	-	443	1,339	1,232	-	-	2,571
Total Beds		231	8,974	6,257	589	647	16,467	1,087	1,323	404	506	3,320	7,887	4,934	185	141	13,147



SNAPSHOT OF COVID-19 CASES IN BENGALURU URBAN



**Total Wards With
>100 Cases* :
78**

**Tests Conducted
On 08.06.2021:
67,280**

**Recovery
Rate:
90.48%**

**Total
Active Cases :
98,125**

**Total Vaccinated on
08.06.2021:
82,093**

**Positivity
Rate* :
04.13%**

**Active
Rate:
08.25%**

**Case
Fatality Rate* :
06.59%**



*Total positive cases In the past 10 days

*CFR and positivity is for Past 7 days



ಬೃಹತ್ ಬೆಂಗಳೂರು ಮಹಾನಗರ ಪಾಲಿಕೆ
Bruhat Bengaluru Mahanagara Palike



Download BBMP Bulletin	https://apps.bbmpgov.in/covid19/mediabulletin.php
For BBMPCovid19 Bed Status:	https://apps.bbmpgov.in/covid19/en/Bedstatus.php
To register for vaccination :	https://selfregistration.cowin.gov.in/
BBMP COVID19 Dashboard:	https://apps.bbmpgov.in/covid19/
Follow us on:	 www.facebook.com/bbmp.comm1/
	 twitter.com/BBMPCOMM

Issued by:

**Honorable Chief Commissioner, BBMP
Special Commissioner Health & IT, BBMP
MD, Bengaluru Smart City Limited**

THANK YOU !

